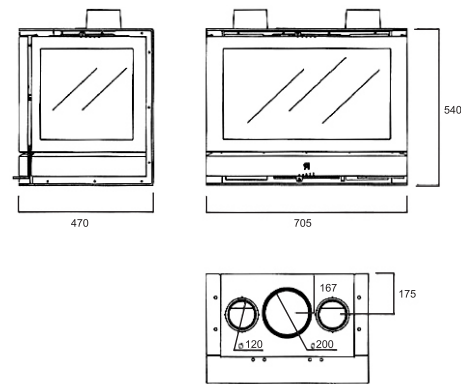


### RCr LI/LD

Output: 9.5 KW  
Heating Area: 115 sq.m./345 cu.m.  
Colour: Dark Grey Paint

**REMOVABLE ASH PAN ON ALL MODELS.**



### RCr TC

Output: 9.5 KW  
Heating Area: 115 sq.m./345 cu.m.  
Colour: Dark Grey Paint



*WE LIGHT YOUR PASSION*

To see other Rocal Stoves & Fireplaces go to [www.rocal.es](http://www.rocal.es)

ALL PRICES EXCLUDE INSTALLATION & FLUE PIPES. VISIT OUR WEBSITE AT [www.macd.co.za](http://www.macd.co.za)

J. MACDONALD & SONS cc IMPORTERS & DISTRIBUTORS

Tel: 021 696-7930

Email: [richard@macd.co.za](mailto:richard@macd.co.za)

Tel: 011 022-0877

Email: [andrew@macd.co.za](mailto:andrew@macd.co.za)



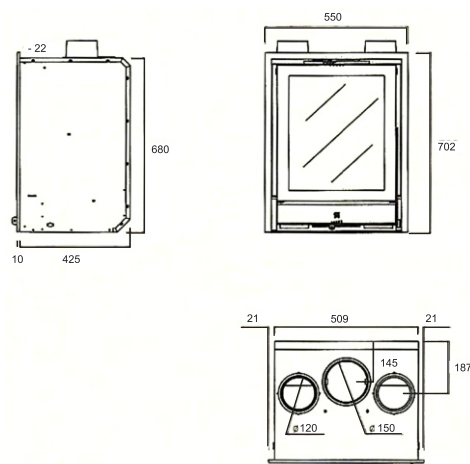


# CLOSED WOOD BURNING INSERT FIRES



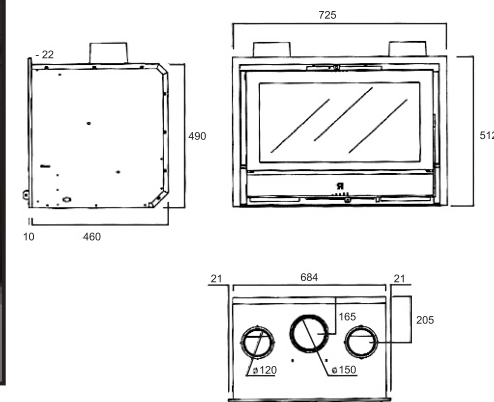
## RCr50V GRAFFITI

Output: 7.0 KW  
Heating Area: 85 sq.m./250 cu.m.  
Colour: Dark Grey Paint



## RCr80 CLASSIC

Output: 9.5 KW  
Heating Area: 115sq.m./345cu.m.  
Colour: Dark Grey Paint



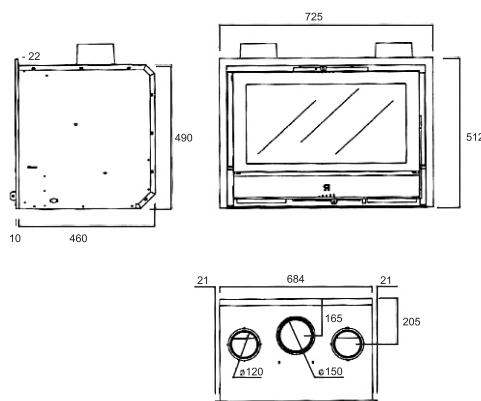
**VERMICULITE FIRE LININGS AND CAST IRON GRATE ON ALL MODELS.**

**REVERSIBLE DOOR ON ALL MODELS.**



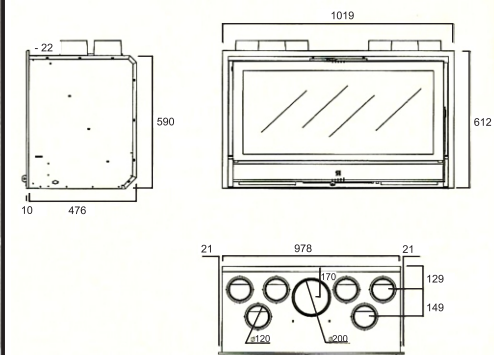
## RCr70 CLASSIC

Output: 9.0 KW  
Heating Area: 110sq.m./320cu.m.  
Colour: Dark Grey Paint



## RCr100 GRAFFITI

Output: 12 KW  
Heating Area: 145 sq.m./435 cu.m.  
Colour: Dark Grey Paint



**OPTIONAL - THERMOSTATICALLY CONTROLLED TWO SPEED CONVECTION FANS AVAILABLE ON ALL MODELS.**

**CONVECTION AIR FLOW DAMPER AND SUPPLEMENTARY TOP VENTILATION TO OTHER AREAS ON ALL MODELS.**