





Made for living

Quality in every detail

has been a Scan creed since the company was started in Denmark in 1978. From the beginning we built a strong culture based on the Danish aesthetics tradition, in which good design and intelligent features are in focus.

By using Danish designers we ensure that our products always have the same mechanisms that are the reason for Denmark's leading position in design and innovation.

That is why they say that "to furnish your home with a Scan makes a difference".

Welcome to the Scan world and this catalogue introducing our new products for the season.

Purest

Clean Burn

Engineered to exceed the strictest international regulations to protect people and the environment.

Award Winning Design

Scan has received numerous awards over the years and continues to gain recognition for design excellence as the Danish design leader in our industry.

Quality – 5 Year Warranty

Designed and produced in Denmark

World Class quality stoves and inserts designed, manufactured and assembled in Denmark since 1978. Scan means 5 year Warranty.



Happiness

Just as a Scan wood-burning stove covers man's basic need for warmth, it also helps to create a warm and cosy atmosphere in the home. Basking in the warmth and enjoying dancing flames behind the large glass door is the ultimate in relaxation and pleasure, which is why a Scan wood-burning stove quickly becomes the family's favourite place to gather.

Design

Scan has considerable experience in designing heating furniture. Simple, clean lines are the mark of good Danish design and this makes Scan one of the world's best-selling wood burning stoves. Distinguished designers have been involved in creating the stoves' appearance as well as how they operate, which is why Scan stoves are so easy to use. Emphasis has been placed on the size of the glass and the efficiency of the air wash system so that everyone can enjoy the sight of the fire burning with all its might.



Environment

One of our objectives is to develop wood-burning stoves that burn cleaner and more economically than any other product in relation to the environment. Heating with wood is a sustainable and economical form of energy, and if the stove is designed right, you will save on your fuel bills. At our own testing facilities, we are constantly working on increasing burn efficiency and meeting the most stringent of industry requirements. As a result, Scan stoves are among those that have earned the most approvals worldwide.

A number of our products also carry the official Nordic Eco-label: The Swan. This eco-label guarantees that the products are among the cleanest burning products on the market, ensuring that the products are of a high quality. For more information see www.ecolabel.dk

Safety

The fact that a Scan wood-burning stove is approved is your guarantee that it's been tried, tested and inspected. Every single product that leaves the factory has been tested for both safety and performance. So we're more than happy to offer a five year guarantee. Your selected authorised dealer can provide you with additional technical information regarding installation, and all aspects of pre and post sales service. See also www.scan.dk

Scan Warranty

Scan gives you a 5-year warranty; read the details on www.scan.dk



SCAN ANDERSEN 8-2 & 10



New Technology in Contemporary Designs



Scan Andersen 8-2

The Scan Andersen 8-2 is available as a black convection unit. The efficient combustion system ensures good fuel economy, optimally clean glass and cleaner flue gases, which all benefit the environment.

Output 9KW – Heats up to 360m³



Scan Andersen 10

The Scan Andersen 10 combustion stove has a large combustion chamber with plenty of room for long lengths of firewood. This gives a high level of performance and requires less frequent refueling, so giving you more time to enjoy the warmth.

Output 10KW - Heats up to 400m³

SCAN 53



Luxury furniture to warm you up

Scan 53

The Scan 53 is a deluxe wood burning stove; with the Scan combustion system ensuring cleaner flue gasses and clearer glass, so you can always enjoy watching the fire. Ideal for corner or straight wall installation

Choose from black or brushed stainless steel finish. Operation is simple and the handle doesn't get hot as the stove heats the room.

Output 9Kw - Heats up to 360m³



SCAN 56



See the fire from several angles



Scan 56

With its square look in black steel, the Scan 56 is minimalist and clean just like its low-emissions, environmentally friendly combustion. The large glass surfaces on all three sides do not get sooty if the wood is dry and the air is set correctly, and gives you a fantastic view of the fire.

The handle under the door does not get hot.

Output 9Kw - Heats up to 360m³

SCAN 57



Innovative stove with the capability to take lots of firewood

Scan 57

Scan 57 comes with a turnable plinth which makes it possible to enjoy the flames from all sides of the room. If you don't need it to revolve it can be fixed.

The wider combustion chamber takes logs up 50cm in length. The refined details in the stainless steel makes this stove a unique piece of furniture.

Output 10Kw - Heats up to 400m³



SCAN 58



Scan 58 makes it easy to choose

This stove concept from one of Denmark's leading designers is ground breaking both in creation and style. The family of stoves has an elliptical shape that creates its own special expression.

The stove is available in a choice of 3 looks; A closed base, pedestal, or wall hung unit, each creating their own individual style.

Output 8Kw - Heats up to 320m³



Warm design

The Scan 64 is unmistakably a Danish stove design, with its clean-cut lines and beautiful details. This is a medium sized stove with large glass doors, giving the feeling of a real fire due to the excellent view of the flames.

The stove is made from steel, while the door is solid cast iron. The extra depth in the burn chamber prevents ash spillage when the door is closed.

The 64-1 is available with single glass door, the 64-2 with a glass door and 2 side glasses making the flames that much more visible.

Output 8Kw - Heats up to 320m³



SCAN Inserts

SCAN DSA 3-2/3-5



DSA 3-2



DSA 3-5



Living fire behind the glass

These convection fireplace inserts are available in black with removable trims to make wall painting in the future that much easier.

All the models have a user friendly chrome handle. Plus, the unique Scan combustion system provides for optimal, clean combustion and efficient air wash so the glass is always as clean as possible.

All models are equally well suited for use in new builds or in the renovation of existing open fireplaces.

The DSA 3-5 has a flat glass door and the 3-2 a very stylish curved glass and door, that not only gives it a very sophisticated look but also easier lighting than the flat door option.

Output 8KW - Heats up to 320m³

SCAN DSA 6/7-5



SCAN DSA 6

High level of flexibility

Scan DSA 6

The Scan DSA 6 is a space-saving, designer model with a black portrait border on the heat resistant glass door enhancing the flame view.

Output 6Kw - Heats up to 240m³

Scan DSA 7-5

The Scan DSA 7-5 with its large combustion chamber can take extra long logs. The steel handle is extended by the decorative moulding which gives the insert an exclusive look.

Output 9Kw - Heats up to 360m³



SCAN DSA 7-5

SCAN DSA 11 & 12

Elegant cassette

The Scan DSA 11 is an elegant and powerful cassette that fits all kind of interior styles. It has beautiful details and very efficient combustion, and can take 50cm logs.

Output 12Kw - Heats up to 480m³

See through perfection

The Scan DSA 12 is a fantastic built-in and perfect in every detail. There are no baffle plates to obscure your vision through the stove, yet the combustion is optimal. This is possible because of an innovative combustion technology developed especially for this product, which also has closed combustion as standard. Scan DSA 12 can be operated from both sides however the door on either side can be secured if you wish. This beautiful built-in is a truly innovative product with high quality in every detail and the flame view is as good as it looks.

Output 12Kw - Heats up to 480m³



THE BEAUTIFUL FLAMES



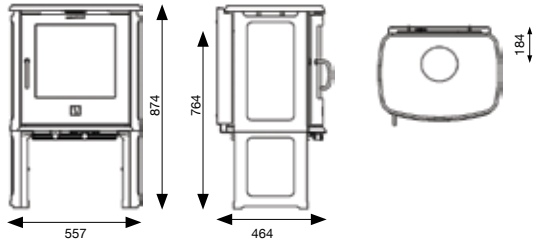
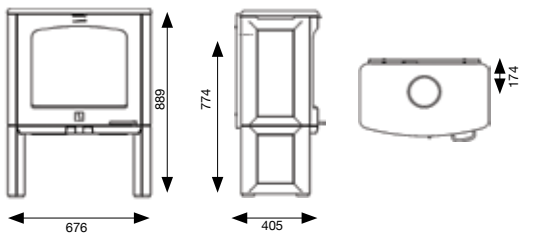
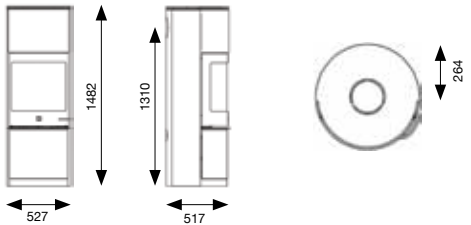
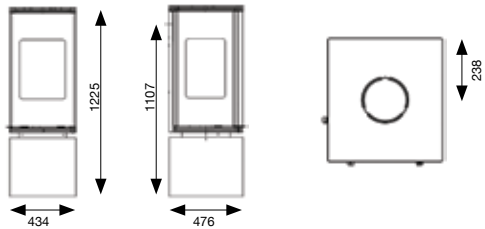
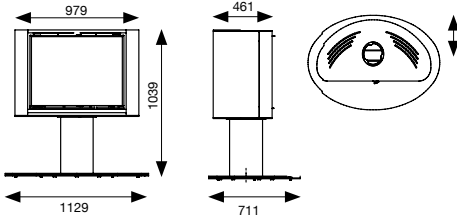
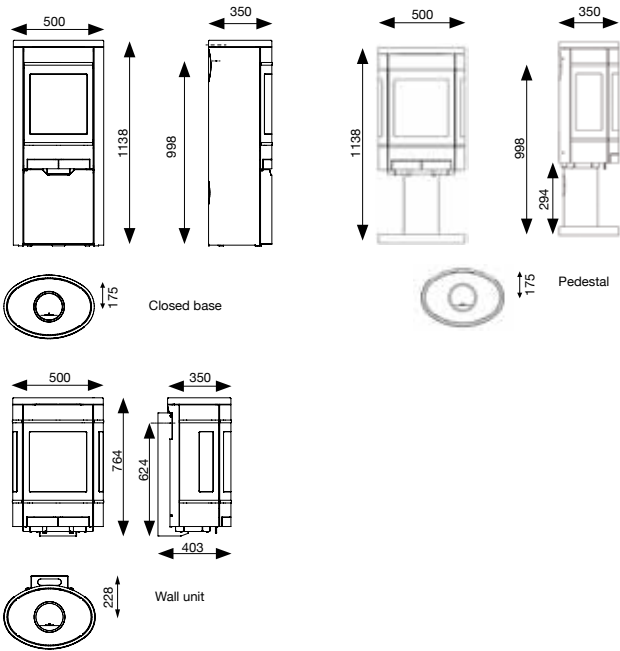
ILD means fire

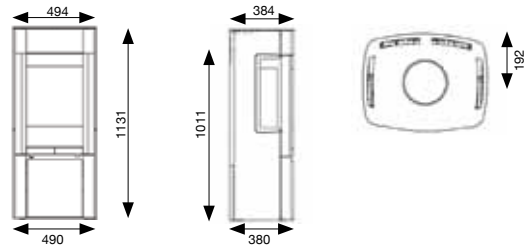
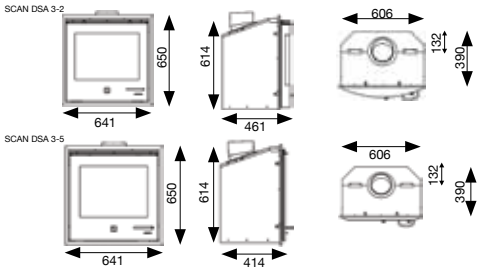
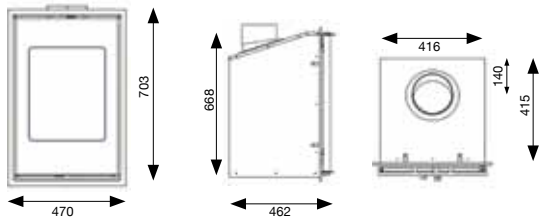
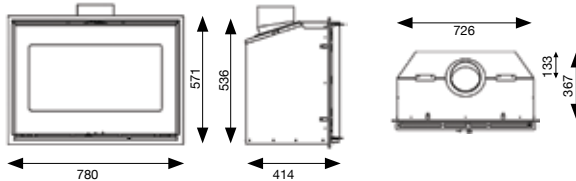
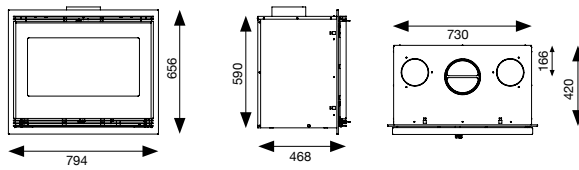
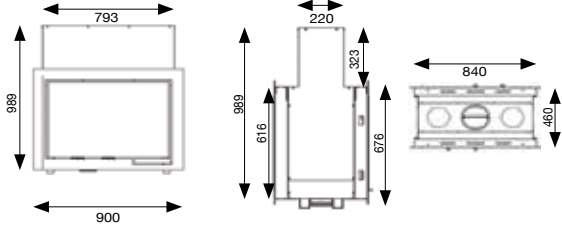
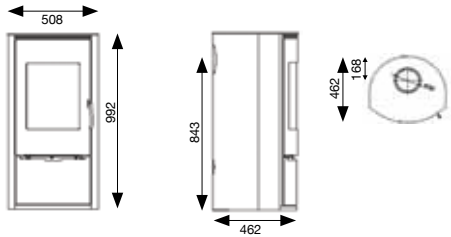
The Norwegian word for fire is ILD, and fire means heat- and that is what these clean burning stoves are about. The clean cut and seamless design is why an ILD stove brings extra value to your home.

Made by ILD (a Jotul Group Company) these fires have all the benefits of Danish design in both looks and efficiency but at a lower price.

The ILD 1 has a single glass door and the ILD 3 an additional 2 large side windows to give a great view of the fire.

Output 8Kw - Heats up to 320m³

<p>ANDERSEN 8-2 Black convection unit Flue exit top or rear Chrome handle</p>	<p>Flue size 150mm Heat output 9 Kw Room size heated 360m³</p>	
<p>ANDERSEN 10 Black convection unit Flue exit top or rear Cool Chrome handle</p>	<p>Flue size 150mm Heat output 10 Kw Room size heated 400m³</p>	
<p>SCAN 53 Black or S Steel Convection unit Flue exit top or rear Cool S Steel handle</p>	<p>Flue size 150mm Heat output 9 Kw Room size heated 360m³</p>	
<p>SCAN 56 Black Convection unit Flue exit top or rear Cool black handle</p>	<p>Flue size 150mm Heat output 9 Kw Room size heated 360m³</p>	
<p>SCAN 57 Black & S Steel Convection unit Flue exit top Cool black handle</p>	<p>Flue size 150mm Heat output 10 Kw Room size heated 400m³</p>	
<p>SCAN 58 Black & aluminium Convection unit Flue exit top or rear Cool aluminium handle</p>	<p>Flue size 150mm Heat output 8 Kw Room size heated 320 m³</p>	

<p>SCAN 64</p> <p>Black & aluminium Convection unit Flue exit top or rear Cool Aluminium handle</p>	<p>Flue size 150mm Heat output 8Kw Room size heated 320m³</p>	 <p>Technical drawings of the SCAN 64 convection unit showing front, side, and top views with dimensions.</p>
<p>SCAN DSA 3-2 & 3-5</p> <p>Black convection unit Flue exit top Cool chrome handle</p>	<p>Flue size 150mm Heat output 8 Kw Room size heated 320m³</p>	 <p>Technical drawings of the SCAN DSA 3-2 and 3-5 convection units showing front, side, and top views with dimensions.</p>
<p>SCAN DSA 6</p> <p>Black convection unit Flue exit top Cool Chrome handle</p>	<p>Flue size 150mm Heat output 6Kw Room size heated 240 m³</p>	 <p>Technical drawings of the SCAN DSA 6 convection unit showing front, side, and top views with dimensions.</p>
<p>SCAN DSA 7-5</p> <p>Black Convection unit Flue exit top Cool chrome handle</p>	<p>Flue size 150mm Heat output 9 Kw Room size heated 360m³</p>	 <p>Technical drawings of the SCAN DSA 7-5 convection unit showing front, side, and top views with dimensions.</p>
<p>SCAN DSA 11</p> <p>Black convection unit Flue exit top Cool black handle</p>	<p>Flue size 175mm Heat output 12 Kw Room size heated 480m³</p>	 <p>Technical drawings of the SCAN DSA 11 convection unit showing front, side, and top views with dimensions.</p>
<p>SCAN DSA 12</p> <p>Black convection unit Flue exit top Cool black handle</p>	<p>Flue size 175mm Heat output 12 Kw Room size heated 480m³</p>	 <p>Technical drawings of the SCAN DSA 12 convection unit showing front, side, and top views with dimensions.</p>
<p>ILD 1 & 3</p> <p>Black convection unit Flue exit top or rear Chrome handle</p>	<p>Flue size 150mm Heat output 8 Kw Room size heated 320m³</p>	 <p>Technical drawings of the ILD 1 & 3 convection unit showing front, side, and top views with dimensions.</p>

Scan stoves are manufactured by:
Scan A/S
5492 Vissenberg
Denmark

Imported and Distributed in
Southern Africa by Lifestyle Fires

www.scan.dk

PO Box 520
Fourways
2055

Tel: 011 789 6236/7

*Scan constantly works to
improve its products as much
as possible. We reserve the
rights to make technical
changes and change colours
and accessories without prior
notice. We would like to draw
your attention to the fact
that several wood-burning
stoves in this catalogue are
shown with extra accessories.*

